

2010 HINIKER SNOWPLOW SELECTION GUIDE

MINIMUM FRONT GROSS AXLE WEIGHT RATING (FGAWR)¹ & ELECTRICAL HEAD LIGHT ADAPTER REQUIRED BY MODEL

		Mid-Size Poly		Metal Straight			Poly Scoop		Poly C		Poly Straight		Poly V		Poly Straight	
		700	750	2752	2802	2852	6800	6900	8801	8901	7801	7901	9850	9950	10321	10322
Dodge 2010		702	752	2753	2803	2853	* 6801	* 6901	* 8802	* 8902	* 7802	* 7902	* 9860	* 9960	* 10331	* 10332
		7'	7 1/2'	7 1/2'	8'	8 1/2'	8'	9'	8'	9'	8'	9'	8 1/2'	9 1/2'	10'	10'
		Ram 2500 4x4 ST Model Pickup Mount Kit p/n 25012757 * 25012875 QH2 Head light adapter p/n 38813079 for H13/9008 bulb(s) Head light adapter p/n 38813068 for H13/9008 bulb(s) QH2														
Regular Cab	Long Box	5.7L Gas			5200	5200	5200	5200	5200	5200	5200	5200	5200	5200	5200	5200
		6.7L Diesel	5200	5200	5200(AT)	5200(AT)										
Quad Cab	Short Box	5.7L Gas			5200	5200	5200	5200	5200	5200	5200	5200	5200	5200	5200	5200
		6.7L Diesel	5200(AT)	5200(AT)												
Quad Cab	Long Box	5.7L Gas			5200	5200	5200	5200	5200	5200	5200	5200	5200	5200		

(AT) Requires automatic transmission

¹ The truck, attached equipment and ballast should not exceed the front axle or total vehicle rating.

Ballast may be required for some snowplow applications.

Dodge recommends trucks be equipped with the optional snowplow prep package where available

* Quick Hitch 2 Plows and Mounts

A Full Line of High Performance Snowplows and Spreaders




**TORSION-TRIP
V-PLOW**



**TRIP-EDGE
SCOOP PLOWS**



**FULL-TRIP
MID-SIZE PLOWS**



**TRIP-EDGE
C-PLOWS**



**TRIP-EDGE
CONVENTIONAL PLOWS**



**SKID-STEER
SCOOP PLOW**



**SAND & SALT
SPREADERS**



**AUGER
SPREADER**

2010 HINIKER SNOWPLOW SELECTION GUIDE																
MINIMUM FRONT GROSS AXLE WEIGHT RATING (FGAWR) ¹ & ELECTRICAL HEAD LIGHT ADAPTER REQUIRED BY MODEL																
		Mid-Size Poly		Metal Straight			Poly Scoop		Poly C		Poly Straight		Poly V		Poly Straight	
		700	750	2752	2802	2852	6800	6900	8801	8901	7801	7901	9850	9950	10321	10322
Dodge 2010		702	752	2753	2803	2853	* 6801	* 6901	* 8802	* 8902	* 7802	* 7902	* 9860	* 9960	* 10331	* 10332
		7'	7 1/2'	7 1/2'	8'	8 1/2'	8'	9'	8'	9'	8'	9'	8 1/2'	9 1/2'	10'	10'
		Ram 2500 4x4 SLT Model Pickup Mount Kit p/n 25012757 * 25012875 QH2 Head light adapter p/n 38813079 for H13/9008 bulb(s) Head light adapter p/n 38813068 for H13/9008 bulb(s) QH2														
Regular Cab	Long Box	5.7L Gas			5200	5200	5200	5200	5200	5200	5200	5200	5200	5200	5200	5200
		6.7L Diesel	5200	5200												
Quad Cab	Short Box	5.7L Gas			5200	5200	5200	5200	5200	5200	5200	5200	5200	5200	5200	5200
		6.7L Diesel	5200(AT)	5200(AT)												
Quad Cab	Long Box	5.7L Gas			5200	5200	5200	5200	5200	5200	5200	5200	5200	5200		

(AT) Requires automatic transmission

¹ The truck, attached equipment and ballast should not exceed the front axle or total vehicle rating.

Ballast may be required for some snowplow applications.

Dodge recommends trucks be equipped with the optional snowplow prep package where available

* Quick Hitch 2 Plows and Mounts

A Full Line of High Performance Snowplows and Spreaders




TORSION-TRIP
V-PLOW



TRIP-EDGE
SCOOP PLOWS



FULL-TRIP
MID-SIZE PLOWS



TRIP-EDGE
C-PLOWS



TRIP-EDGE
CONVENTIONAL PLOWS



SKID-STEER
SCOOP PLOW



SAND & SALT
SPREADERS



AUGER
SPREADER

2010 HINIKER SNOWPLOW SELECTION GUIDE

MINIMUM FRONT GROSS AXLE WEIGHT RATING (FGAWR)¹ & ELECTRICAL HEAD LIGHT ADAPTER REQUIRED BY MODEL

			Mid-Size Poly		Metal Straight			Poly Scoop		Poly C		Poly Straight		Poly V		Poly Straight	
			700	750	2752	2802	2852	6800	6900	8801	8901	7801	7901	9850	9950	10321	10322
Dodge 2010			702	752	2753	2803	2853	* 6801	* 6901	* 8802	* 8902	* 7802	* 7902	* 9860	* 9960	* 10331	* 10332
			7'	7 1/2'	7 1/2'	8'	8 1/2'	8'	9'	8'	9'	8'	9'	8 1/2'	9 1/2'	10'	10'
			Ram 2500 4x4 Laramie Model Pickup Mount Kit p/n 25012757 * 25012875 QH2 Head light adapter p/n 38813079 for H13/9008 bulb(s) Head light adapter p/n 38813068 for H13/9008 bulb(s) QH2														
Quad Cab	Short Box	5.7L Gas			5200	5200	5200	5200	5200	5200	5200	5200	5200	5200	5200	5200	
Quad Cab	Long Box	5.7L Gas			5200	5200	5200	5200	5200	5200	5200	5200	5200	5200	5200	5200	

(AT) Requires automatic transmission

¹ The truck, attached equipment and ballast should not exceed the front axle or total vehicle rating.

Ballast may be required for some snowplow applications.

Dodge recommends trucks be equipped with the optional snowplow prep package where available

* Quick Hitch 2 Plows and Mounts

A Full Line of High Performance Snowplows and Spreaders




**TORSION-TRIP
V-PLOW**



**TRIP-EDGE
SCOOP PLOWS**



**FULL-TRIP
MID-SIZE PLOWS**



**TRIP-EDGE
C-PLOWS**



**TRIP-EDGE
CONVENTIONAL PLOWS**



**SKID-STEER
SCOOP PLOW**



**SAND & SALT
SPREADERS**



**AUGER
SPREADER**