

2009 HINIKER SNOWPLOW SELECTION GUIDE
MINIMUM FRONT GROSS AXLE WEIGHT RATING (FGAWR)¹ & ELECTRICAL HEAD LIGHT ADAPTER REQUIRED BY MODEL

Dodge 2009		Mid-Size Poly		Metal Straight Blade			Poly Scoop Blades		Poly C Blades		Poly Straight Blades		Poly V Blades		Poly Straight Blades		
		700 702 7'	750 752 7 1/2'	2752 2753 7 1/2'	2802 2803 8'	2852 2853 8 1/2'	6800 * 6801 8'	6900 * 6901 9'	8801 * 8802 8'	8901 * 8902 9'	7801 * 7802 8'	7901 * 7902 9'	9850 * 9851 8 1/2'	9950 * 9951 9 1/2'	10321 * 10331 10'	10322 * 10332 10'	
Ram 2500 4x4 ST Model Pickup Mount Kit p/n 25011291 * 25012876 QH2		Head light adapter p/n 38813079 for H13/9008 bulb(s) Head light adapter p/n 38813068 for H13/9008 bulb(s) QH2															
Regular Cab	Long Box	5.7L Gas			5200	5200	5200	5200	5200	5200	5200	5200	5200	5200	5200	5200	5200
		6.7L Diesel	5200	5200	5200(AT)	5200(AT)											
Quad Cab	Short Box	5.7L Gas			5200	5200	5200	5200	5200	5200	5200	5200	5200	5200	5200	5200	5200
		6.7L Diesel	5200	5200													
Quad Cab	Long Box	5.7L Gas			5200	5200	5200	5200	5200	5200	5200	5200	5200	5200			

(AT) Requires automatic transmission

¹ The truck, attached equipment and ballast should not exceed the front axle or total vehicle rating.

Ballast may be required for some snowplow applications.

Dodge recommends trucks be equipped with the optional snowplow prep package where available

* Quick Hitch 2 Plows and Mounts

A Full Line of High Performance Snowplows and Spreaders




**TORSION-TRIP
V-PLOW**



**TRIP-EDGE
SCOOP PLOWS**



**FULL-TRIP
MID-SIZE PLOWS**



**TRIP-EDGE
C-PLOWS**



**TRIP-EDGE
CONVENTIONAL PLOWS**



**SKID-STEER
SCOOP PLOW**



**SAND & SALT
SPREADERS**



**AUGER
SPREADER**

2009 HINIKER SNOWPLOW SELECTION GUIDE

MINIMUM FRONT GROSS AXLE WEIGHT RATING (FGAWR)¹ & ELECTRICAL HEAD LIGHT ADAPTER REQUIRED BY MODEL

			Mid-Size Poly		Metal Straight Blade			Poly Scoop Blades		Poly C Blades		Poly Straight Blades		Poly V Blades		Poly Straight Blades	
			700 702 7'	750 752 7 1/2'	2752 2753 7 1/2'	2802 2803 8'	2852 2853 8 1/2'	6800 * 6801 8'	6900 * 6901 9'	8801 * 8802 8'	8901 * 8902 9'	7801 * 7802 8'	7901 * 7902 9'	9850 * 9851 8 1/2'	9950 * 9951 9 1/2'	10321 * 10331 10'	10322 * 10332 10'
Dodge 2009																	
Ram 2500 4x4 SLT Model Pickup Mount Kit p/n 25011291 * 25012876 QH2			Head light adapter p/n 38813079 for H13/9008 bulb(s) Head light adapter p/n 38813068 for H13/9008 bulb(s) QH2														
Regular Cab	Long Box	5.7L Gas			5200	5200	5200	5200	5200	5200	5200	5200	5200	5200	5200	5200	5200
		6.7L Diesel	5200	5200													
Quad Cab	Short Box	5.7L Gas			5200	5200	5200	5200	5200	5200	5200	5200	5200	5200	5200	5200	5200
		6.7L Diesel	5200(AT)	5200(AT)													
Quad Cab	Long Box	5.7L Gas			5200	5200	5200	5200	5200	5200	5200	5200	5200	5200	5200		

(AT) Requires automatic transmission

¹ The truck, attached equipment and ballast should not exceed the front axle or total vehicle rating.

Ballast may be required for some snowplow applications.

Dodge recommends trucks be equipped with the optional snowplow prep package where available

* Quick Hitch 2 Plows and Mounts

A Full Line of High Performance Snowplows and Spreaders




**TORSION-TRIP
V-PLOW**



**TRIP-EDGE
SCOOP PLOWS**



**FULL-TRIP
MID-SIZE PLOWS**



**TRIP-EDGE
C-PLOWS**



**TRIP-EDGE
CONVENTIONAL PLOWS**



**SKID-STEER
SCOOP PLOW**



**SAND & SALT
SPREADERS**



**AUGER
SPREADER**

2009 HINIKER SNOWPLOW SELECTION GUIDE

MINIMUM FRONT GROSS AXLE WEIGHT RATING (FGAWR)¹ & ELECTRICAL HEAD LIGHT ADAPTER REQUIRED BY MODEL

			Mid-Size Poly		Metal Straight Blade			Poly Scoop Blades		Poly C Blades		Poly Straight Blades		Poly V Blades		Poly Straight Blades	
			700 702 7'	750 752 7 1/2'	2752 2753 7 1/2'	2802 2803 8'	2852 2853 8 1/2'	6800 * 6801 8'	6900 * 6901 9'	8801 * 8802 8'	8901 * 8902 9'	7801 * 7802 8'	7901 * 7902 9'	9850 * 9851 8 1/2'	9950 * 9951 9 1/2'	10321 * 10331 10'	10322 * 10332 10'
Dodge 2009																	
Ram 2500 4x4 Laramie Model Pickup Mount Kit p/n 25011291 * 25012876 QH2			Head light adapter p/n 38813079 for H13/9008 bulb(s) Head light adapter p/n 38813068 for H13/9008 bulb(s) QH2														
Quad Cab	Short Box	5.7L Gas			5200	5200	5200	5200	5200	5200	5200	5200	5200	5200	5200	5200	5200
Quad Cab	Long Box	5.7L Gas			5200	5200	5200	5200	5200	5200	5200	5200	5200	5200	5200	5200	5200

(AT) Requires automatic transmission

¹ The truck, attached equipment and ballast should not exceed the front axle or total vehicle rating.

Ballast may be required for some snowplow applications.

Dodge recommends trucks be equipped with the optional snowplow prep package where available

* Quick Hitch 2 Plows and Mounts

A Full Line of High Performance Snowplows and Spreaders




**TORSION-TRIP
V-PLOW**



**TRIP-EDGE
SCOOP PLOWS**



**FULL-TRIP
MID-SIZE PLOWS**



**TRIP-EDGE
C-PLOWS**



**TRIP-EDGE
CONVENTIONAL PLOWS**



**SKID-STEER
SCOOP PLOW**



**SAND & SALT
SPREADERS**



**AUGER
SPREADER**